

# Group 3 Inserts and Sockets



FLUID CONTROL<sup>®</sup>

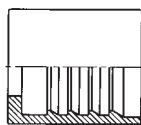
PAGE	CONTENTS
2	Carbon Steel Ferrules/Sleeves
3	Crimping Chart, Carbon Ferrules/Sleeves
4	Carbon Steel Inserts for 1SN, 2SN and 2SC Hydraulic Hoses. BSP and NPT
5	Carbon Steel Inserts for 1SN, 2SN and 2SC Hydraulic Hoses. JIC and Flanges
6	Carbon Steel Inserts for 1SN, 2SN and 2SC Hydraulic Hoses. Metric
7	Carbon Steel Inserts for 1SN, 2SN and 2SC Hydraulic Hoses. CO2, N2, Special Inserts
8	Carbon Steel Inserts for 4SP Hydraulic Hoses
9	Carbon Steel Inserts for 4SH Hydraulic Hoses
10	Carbon Steel Inserts for R13 and R15 Hydraulic Hoses
11	Sockets Stainless Steel
12	Crimping Chart, Stainless Steel Sockets
13	Stainless Steel Inserts for 1SN, 2SN, 2SC and 4SP Hydraulic Hoses. BSP, NPT and JIC
14	Stainless Steel Inserts for 1SN, 2SN, 2SC and 4SP Hydraulic Hoses. Metric and Flanges
15	Stainless Steel Inserts for 1SN, 2SN, 2SC and 4SP Hydraulic Hoses. Pipe Sockets
16	Stainless Steel Inserts for 4SH, R13 and R15 Hydraulic Hoses.

## Carbon Steel Ferrules / Sleeves

Hose Dim.	1SN / 2SN Non-skive	2SC Non-skive	4SP Skive	4SH Skive	R13 / R15 Skive
1/4"	002SC-04	002SC-04	-	-	-
3/8"	002AT-06	002SC-06	1004-06	-	-
1/2"	002AT-08	002SC-08	1004-08	-	-
5/8"	002AT-10	002SC-10	1004-10	-	-
3/4"	002AT-12	002SC-12	1004-12	1104-12	1104-12
1"	002AT-16	002SC-16	1004-16	1104-16	1104-16
1.1/4"	One piece	One piece	1104-20	1104-20	1306-20
1.1/2"	One piece	One piece	1104-24	1104-24	1306-24
2"	One piece	One piece	1104-32	1104-32	1306-32

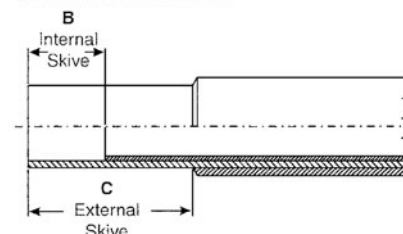
FOR STAINLESS STEEL SOCKETS - SEE PAGE 3-11

# CRIMPING CHART CARBON STEEL FERRULES/SLEEVES

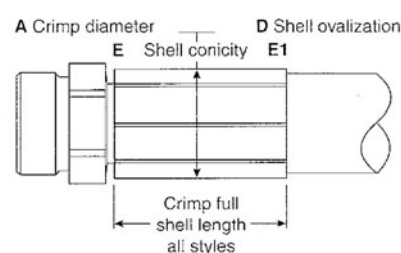


DN	Inch	Size	mm	Hose type	Part no.	A Crimp Diam. mm	B Internal Skive Length +/-1.0 mm	C Extern. Skive Length +/-1.0 mm	D Shell Ovali- zation* mm max.	E Shell Conicity** mm max.
6	1/4"	-04	6.3	1SN	002SC-04	15.60-15.80				
10	3/8"	-06	9.5	1SN	002AT-06	20.60				
12	1/2"	-08	12.7	1SN	002AT-08	23.60				
16	5/8"	-10	15.9	1SN	002AT-10	26.90				
20	3/4"	-12	19.1	1SN	002AT-12	30.75				
25	1"	-16	25.4	1SN	002AT-16	38.35				
32	1.1/4"	-20	31.8	1SN	002AT-20	50.30				
40	1.1/2"	-24	38.1	1SN	002AT-24	58.40				
50	2"	-32	50.8	1SN	002AT-32	69.70				
6	1/4"	-04	6.3	2SN	002AT-04	16.40-16.60				
10	3/8"	-06	9.5	2SN	002AT-06	21.60				
12	1/2"	-08	12.7	2SN	002AT-08	24.65				
16	5/8"	-10	15.9	2SN	002AT-10	27.95				
20	3/4"	-12	19.1	2SN	002AT-12	31.75				
25	1"	-16	25.4	2SN	002AT-16	39.30				
32	1.1/4"	-20	31.8	2SN	002AT-20	51.30				
40	1.1/2"	-24	38.1	2SN	002AT-24	59.40				
50	2"	-32	50.8	2SN	002AT-32	70.70				
6	1/4"	-04	6.3	2SC	002SC-04	15.35-15.85				
10	3/8"	-06	9.5	2SC	002SC-06	20.35-20.85				
12	1/2"	-08	12.7	2SC	002SC-08	23.35-23.85				
16	5/8"	-10	15.9	2SC	002SC-10	26.65-27.15				
20	3/4"	-12	19.1	2SC	002SC-12	30.50-31.00				
25	1"	-16	25.4	2SC	002SC-16	38.10-38.60				
32	1.1/4"	-20	31.8	2SC	002SC-20	44.95-45.45				
10	3/8"	-06	9.5	2SC-06W	002SC-06	20.35-20.85				
12	1/2"	-08	12.7	2SC-08W	002SC-08					
10	3/8"	-06	9.5	4SP	1004-06	23.50	-	28.0	0.2	0.6
12	1/2"	-08	12.7	4SP	1004-08	26.50	-	32.0	0.2	0.6
16	5/8"	-10	15.9	4SP	1004-10	30.00	-	41.0	0.2	0.6
20	3/4"	-12	19.1	4SP	1004-12	34.50	-	43.0	0.2	0.6
25	1"	-16	25.4	4SP	1004-16	42.20	-	45.0	0.2	0.6
32	1.1/4"	-20	31.8	4SP	1104-20	51.00	21.5	74.0	0.3	1.0
40	1.1/2"	-24	38.1	4SP	1104-24	57.20	22.0	81.0	0.3	1.0
20	3/4"	-12	19.1	4SH	1104-12	33.90	15.0	52.0	0.2	0.6
25	1"	-16	25.4	4SH	1104-16	42.50	17.0	65.0	0.2	0.6
32	1.1/4"	-20	31.8	4SH	1104-20	50.20	21.5	74.0	0.3	1.0
40	1.1/2"	-24	38.1	4SH	1104-24	57.30	22.0	81.0	0.3	1.0
50	2"	-32	50.8	4SH	1104-32	74.20	29.0	85.0	0.3	1.0
20	3/4"	-12	19.1	R13	1104-12	33.90	15.0	52.0	0.2	0.6
25	1"	-16	25.4	R13	1104-16	42.50	17.0	65.0	0.2	0.6
32	1.1/4"	-20	31.8	R13	1306-20	55.50	22.0	65.0	0.3	1.0
40	1.1/2"	-24	38.1	R13	1306-24	63.20	22.0	65.0	0.3	1.0
50	2"	-32	50.8	R13	1306-32	77.30	22.0	75.0	0.3	1.0
16	5/8"	-10	15.9	R15	1104-10	30.40	14.5	50.0	0.2	0.6
20	3/4"	-12	19.1	R15	1104-12	33.90	15.0	52.0	0.2	0.6
25	1"	-16	25.4	R15	1104-16	42.50	17.0	65.0	0.2	0.6
32	1.1/4"	-20	31.8	R15	1306-20	55.50	22.0	58.0	0.3	1.0
40	1.1/2"	-24	38.1	R15	1306-24	63.20	22.0	65.0	0.3	1.0
50	2"	-32	50.8	R15	1306-32	78.00	22.0	75.0	0.3	1.0

## Skive Information



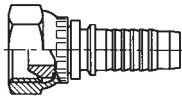
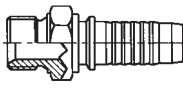
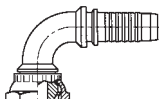
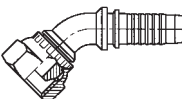
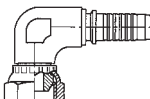
## Crimp Information

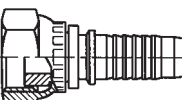
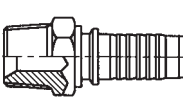
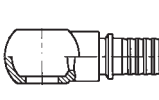
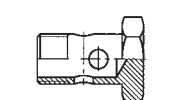
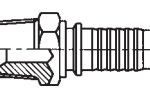


Use vernier callipers to do two diameter measurements 90° apart in the middle of the sleeve. Ovalization is the difference between the smallest and largest diameter. Use vernier callipers to do two diameter measurements 90° apart from the front (E) and rear (E1) of the sleeve. Conicity is the difference between the average measurement E minus the average of E1. (E1 must not be greater than E)

Swage couplings carbon steel for hydraulic hoses with 1 and 2 layers steel reinforcement.  
Covers 1SN, 2SN and 2SC.  
Fittings in dimensions 1.1/4" - 2" are "One Piece" - fittings with pre-assembled sleeve.

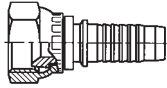

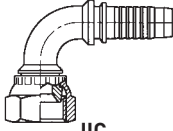
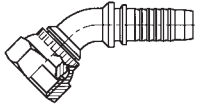
3

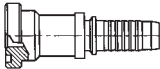
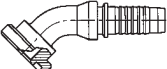
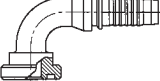
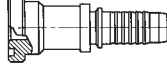
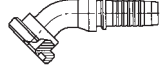
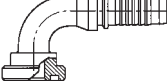
Hose Dim.	Thread	 BSP Swivel	 BSP Solid	 BSP Swivel 90°	 BSP Swivel 45°	 BSP Swivel 90° Comp.
1/4"	1/4"	001-0404	002-0404	003-0404	004-0404	005-0404
1/4"	3/8"	001-0406	002-0406	003-0406	004-0406	
3/8"	1/4"	001-0604	002-0604	003-0604	004-0604	
3/8"	3/8"	001-0606	002-0606	003-0606	004-0606	005-0606
3/8"	1/2"	001-0608	002-0608	003-0608	004-0608	
1/2"	1/2"	001-0808	002-0808	003-0808	004-0808	005-0808
1/2"	5/8"	001-0810	002-0810	003-0810	004-0810	
1/2"	3/4"	001-0812	002-0812	003-0812	004-0812	
5/8"	5/8"	001-1010	002-1010	003-1010	004-1010	005-1010
5/8"	3/4"	001-1012	002-1012	003-1012	004-1012	
3/4"	3/4"	001-1212	002-1212	003-1212	004-1212	005-1212
3/4"	1"	001-1216	002-1216	003-1216	004-1216	
1"	1"	001-1616	002-1616	003-1616	004-1616	005-1616
1"	1.1/4"	001-1620	002-1620	003-1620	004-1620	
1.1/4"	1.1/4"	001-2020	002-2020	003-2020	004-2020	
1.1/4"	1.1/2"	001-2024	002-2024	003-2024	004-2024	
1.1/2"	1.1/2"	001-2424	002-2424	003-2424	004-2424	
1.1/2"	2"	001-2432	002-2432	003-2432	004-2432	
2"	2"	001-3232	002-3232	003-3232	004-3232	

Hose Dim.	Thread	 BSP Swivel Plane	 BSP Solid Conical	 BSP Banjo	 BSP Banjo Bolt	 NPT Solid
1/4"	1/4"	009-0404	039-0404	080-0404	082-04	040-0404
1/4"	3/8"		039-0406			040-0406
3/8"	1/4"					040-0604
3/8"	3/8"	009-0606	039-0606	080-0606	082-06	040-0606
3/8"	1/2"	009-0608	039-0608			040-0608
1/2"	1/2"	009-0808	039-0808	080-0808	082-08	040-0808
1/2"	5/8"					
1/2"	3/4"	009-0812				040-0812
5/8"	5/8"	009-1010		080-1010	082-10	
5/8"	3/4"	009-1012	039-1012			040-1012
3/4"	3/4"	009-1212	039-1212	080-1212	082-12	040-1212
3/4"	1"	009-1216	039-1216			040-1216
1"	1"	009-1616	039-1616	080-1616	082-16	040-1616
1"	1.1/4"					040-1620
1.1/4"	1.1/4"		039-2020			040-2020
1.1/4"	1.1/2"					040-2024
1.1/2"	1.1/2"		039-2424			040-2424
1.1/2"	2"					040-2432
2"	2"		039-3232			040-3232

# CARBON STEEL FITTINGS JIC / 3000 AND 6000 FLANGES

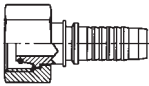
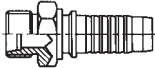
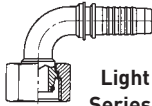
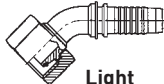
Swage couplings carbon steel for hydraulic hoses with 1 and 2 layers steel reinforcement.  
Covers 1SN, 2SN and 2SC.  
Fittings in dimensions 1.1/4" - 2" are "One Piece" - fittings with pre-assembled sleeve.

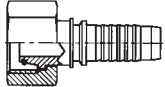
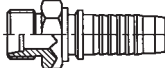


Hose Dim.	Thread	 JIC Swivel	 JIC Solid	 JIC Swivel 90°	 JIC Swivel 45°
1/4"	7/16-20	013-0404	014-0404	016-0404	017-0404
1/4"	1/2-20	013-0405	014-0405	016-0405	017-0405
1/4"	9/16-18	013-0406	014-0406	016-0406	017-0406
3/8"	9/16-18	013-0606	014-0606	016-0606	017-0606
3/8"	3/4-16	013-0608	014-0608	016-0608	017-0608
1/2"	3/4-16	013-0808	014-0808	016-0808	017-0808
1/2"	7/8-14	013-0810	014-0810	016-0810	017-0810
1/2"	1.1/6-12	013-0812	014-0812	016-0812	017-0812
5/8"	7/8-14	013-1010	014-1010	016-1010	017-1010
5/8"	1.1/16-12	013-1012	014-1012	016-1012	017-1012
3/4"	1.1/16-12	013-1212	014-1212	016-1212	017-1212
3/4"	1.3/16-12	013-1214	014-1214	016-1214	017-1214
3/4"	1.5/16-12	013-1216	014-1216	016-1216	017-1216
1"	1.5/16-12	013-1616	014-1616	016-1616	017-1616
1"	1.5/8-12	013-1620	014-1620	016-1620	017-1620
1.1/4"	1.5/8-12	013-2020	014-2020	016-2020	017-2020
1.1/4"	1.7/8-12	013-2024	014-2024	016-2024	017-2024
1.1/2"	1.7/8-12	013-2424	014-2424	016-2424	017-2424
2"	2.1/2-12	013-3232	014-3232	016-3232	017-3232

Hose Dim.	Flange Dim.	 3000 Straight	 3000 45°	 3000 90°	 6000 Straight	 6000 45°	 6000 90°
1/2"	1/2"	043-0808	048-0808	044-0808	063-0808	068-0808	064-0808
1/2"	3/4"	043-0812	048-0812	044-0812	063-0812	068-0812	064-0812
3/4"	3/4"	043-1212	048-1212	044-1212	063-1212	068-1212	064-1212
3/4"	1"	043-1216	048-1216	044-1216	063-1216	068-1216	064-1216
1"	1"	043-1616	048-1616	044-1616	063-1616	068-1616	064-1616
1"	1.1/4"	043-1620	048-1620	044-1620	063-1620	068-1620	064-1620
1.1/4"	1.1/4"	043-2020	048-2020	044-2020	063-2020	068-2020	064-2020
1.1/4"	1.1/2"	043-2024	048-2024	044-2024	063-2024	068-2024	064-2024
1.1/2"	1.1/2"	043-2424	048-2424	044-2424	063-2424	068-2424	064-2424
1.1/2"	2"	043-2432	048-2432	044-2432	063-2432	068-2432	064-2432
2"	2"	043-3232	048-3232	044-3232	063-3232	068-3232	064-3232

Swage couplings carbon steel for hydraulic hoses with 1 and 2 layers steel reinforcement.  
Covers 1SN, 2SN and 2SC.  
Fittings in dimensions 1.1/4" - 2" are "One Piece" - fittings with pre-assembled sleeve.

3

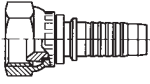
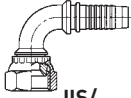
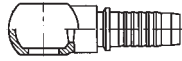

Pipe O.D.	Hose Dim.	Thread	 <b>Light Series Swivel</b>	 <b>Light Series Solid</b>	 <b>Light Series Swivel 90°</b>	 <b>Light Series Swivel 45°</b>
<b>6mm</b>	<b>1/4"</b>	<b>12x1.5</b>	<b>033-0406L</b>	020-0406L	034-0406L	035-0406L
8mm	1/4"	14x1.5	033-0408L	020-0408L	034-0408L	035-0408L
10mm	1/4"	16x1.5	033-0410L	020-0410L	034-0410L	035-0410L
10mm	3/8"	16x1.5	033-0610L	020-0610L	034-0610L	035-0610L
12mm	3/8"	18x1.5	033-0612L	020-0612L	034-0612L	035-0612L
15mm	3/8"	22x1.5	033-0615L	020-0615L	034-0615L	035-0615L
15mm	1/2"	22x1.5	033-0815L	020-0815L	034-0815L	035-0815L
18mm	1/2"	26x1.5	033-0818L	020-0818L	034-0818L	035-0818L
18mm	5/8"	26x1.5	033-1018L	020-1018L	034-1018L	035-1018L
22mm	3/4"	30x2	033-1222L	020-1222L	034-1222L	035-1222L
28mm	1"	36x2	033-1628L	020-1628L	034-1628L	035-1628L
35mm	1.1/4"	45x2	033-2035L	020-2035L	034-2035L	035-2035L
42mm	1.1/2"	52x2	033-2442L	020-2442L	034-2442L	035-2442L

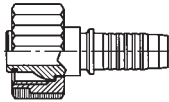
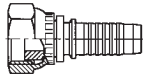
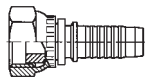
Pipe O.D.	Hose Dim.	Thread	 <b>Strong Series Swivel</b>	 <b>Strong Series Solid</b>	 <b>Strong Series Swivel 90°</b>	 <b>Strong Series Swivel 45°</b>
6mm	1/4"	14x1.5	033-0406S	020-0406S		
8mm	1/4"	16x1.5	033-0408S	020-0408S	034-0408S	035-0408S
10mm	1/4"	18x1.5	033-0410S	020-0410S	034-0410S	035-0410S
10mm	3/8"	18x1.5	033-0610S	020-0610S	034-0610S	035-0610S
12mm	3/8"	20x1.5	033-0612S	020-0612S	034-0612S	035-0612S
14mm	3/8"	22x1.5	033-0614S	020-0614S	034-0614S	035-0614S
16mm	1/2"	24x1.5	033-0816S	020-0816S	034-0816S	035-0816S
20mm	5/8"	30x2	033-1020S	020-1020S	034-1020S	035-1020S
25mm	3/4"	36x2	033-1225S	020-1225S	034-1225S	035-1225S
30mm	1"	42x2	033-1630S	020-1630S	034-1630S	035-1630S
38mm	1.1/4"	52x2	033-2038S	020-2038S	034-2038S	035-2038S

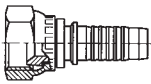
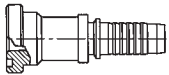
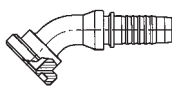
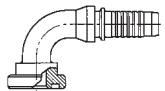


# CARBON STEEL FITTINGS VARIOUS METRIC / JIS / N2 / CO2

Swage couplings carbon steel for hydraulic hoses with 1 and 2 layers steel reinforcement.  
Covers 1SN, 2SN and 2SC.

Hose Dim.	Thread	 JIS/KOMATSU BSP Swivel	 JIS/ KOMATSU BSP Swivel 90°	Hose Dim.	Thread	 Metric Banjo	 Metric Banjo Bolt
1/4"	1/4"	067-0404	069-0404	<b>1/4"</b>	12x1.5	081-0412	083-12
3/8"	3/8"	067-0606	069-0606	1/4"	14x1.5	081-0414	083-14
1/2"	1/2"	067-0808	069-0808	3/8"	14x1.5	081-0614	083-14
3/4"	3/4"	067-1212	069-1212	3/8"	16x1.5	081-0616	083-16
1"	1"	067-1616	069-1616	1/2"	18x1.5	081-0818	083-18
				5/8"	22x1.5	081-1022	083-22
				3/4"	26x1.5	081-1226	083-26

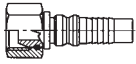
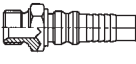

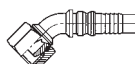

Hose Dim.	Thread	 Washer Fitting	Hose Dim.	Thread	 Nitrogen Swivel	 CO2 Swivel
1/4"	22x1.5	032-0422	1/4"	N2/CO2	N2-04	CO2-04
3/8"	22x1.5	032-0622	3/8"	N2/CO2	N2-06	CO2-06
			1/2"	N2/CO2	N2-08	CO2-08


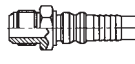
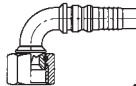
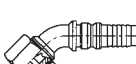
Hose Dim.	Thread	 JIS Metric Swivel	Hose Dim.	Flange O.D.	 JIS/KOMATSU Flange Straight	 JIS/KOMATSU Flange 45°	 JIS/KOMATSU Flange 90°
<b>1/4"</b>	14x1.5	066-0414	<b>5/8"</b>	34.2	063-1010	064-1010	065-1010
3/8"	18x1.5	066-0618					
1/2"	22x1.5	066-0822					
1/2"	24x1.5	066-0824					
5/8"	24x1.5	066-1024					
3/4"	30x1.5	066-1230					
1"	33x1.5	066-1633					

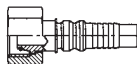

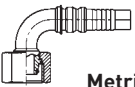
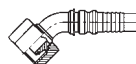
Swage couplings carbon steel for hydraulic hoses with 4 layers steel reinforcement.  
Covers EN 856 4SP

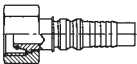

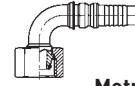

For dimensions over 1", use 4SH interlock series fittings.  
**N.B!** Both inner and outer skive for dimensions over 1"

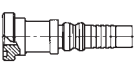
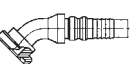
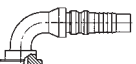
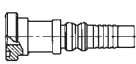
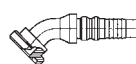
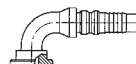
3

Hose Dim.	Thread	 <b>BSP Swivel</b>	 <b>BSP Solid</b>	 <b>BSP Swivel 90°</b>	 <b>BSP Swivel 45°</b>	 <b>NPT Solid</b>
3/8"	3/8"	1001-0606	1002-0606	1003-0606	1004-0606	1040-0606
3/8"	1/2"	1001-0608	1002-0608	1003-0608	1004-0608	1040-0608
1/2"	1/2"	1001-0808	1002-0808	1003-0808	1004-0808	1040-0808
1/2"	5/8"	1001-0810	1002-0810	1003-0810	1004-0810	1040-0810
5/8"	5/8"	1001-1010	1002-1010	1003-1010	1004-1010	1040-1010
5/8"	3/4"	1001-1012	1002-1012	1003-1012	1004-1012	1040-1012
3/4"	3/4"	1001-1212	1002-1212	1003-1212	1004-1212	1040-1212
3/4"	1"	1001-1216	1002-1216	1003-1216	1004-1216	1040-1216
1"	1"	1001-1616	1002-1616	1003-1616	1004-1616	1040-1616
1"	1.1/4"	1001-1620	1002-1620	1003-1620	1004-1620	1040-1620

Hose Dim.	Thread	 <b>JIC Swivel</b>	 <b>JIC Solid</b>	 <b>JIC Swivel 90°</b>	 <b>JIC Swivel 45°</b>
3/8"	9/16-18	1013-0606	1014-0606	1016-0606	1017-0606
3/8"	3/4-16	1013-0608	1014-0608	1016-0608	1017-0608
1/2"	3/4-16	1013-0808	1014-0808	1016-0808	1017-0808
1/2"	7/8-14	1013-0810	1014-0810	1016-0810	1017-0810
5/8"	7/8-14	1013-1010	1014-1010	1016-1010	1017-1010
5/8"	1.1/16-12	1013-1012	1014-1012	1016-1012	1017-1012
3/4"	1.1/16-12	1013-1212	1014-1212	1016-1212	1017-1212
3/4"	1.5/16-12	1013-1216	1014-1216	1016-1216	1017-1216
1"	1.5/16-12	1013-1616	1014-1616	1016-1616	1017-1616
1"	1.5/8-12	1013-1620	1014-1620	1016-1620	1017-1620

Hose Dim.	Thread	 <b>Metric Swivel Light Series</b>	 <b>Metric Solid Light Series</b>	 <b>Metric Swivel 90° Light Series</b>	 <b>Metric Swivel 45° Light Series</b>
3/8"	18x1.5	1033-0612L	1020-0612L	1034-0612L	1035-0612L
1/2"	22x1.5	1033-0815L	1020-0815L	1034-0815L	1035-0815L
5/8"	26x1.5	1033-1018L	1020-1018L	1034-1018L	1035-1018L
3/4"	30x2	1033-1222L	1020-1222L	1034-1222L	1035-1222L
1"	36x2	1033-1628L	1020-1628L	1034-1628L	1035-1628L

Hose Dim.	Thread	 <b>Metric Swivel Strong Series</b>	 <b>Metric Solid Strong Series</b>	 <b>Metric Swivel 90° Strong Series</b>	 <b>Metric Swivel 45° Strong Series</b>
3/8"	20x1.5	1033-0612S	1020-0612S	1034-0612S	1035-0612S
3/8"	22x1.5	1033-0614S	1020-0614S	1034-0614S	1035-0614S
1/2"	24x1.5	1033-0816S	1020-0816S	1034-0816S	1035-0816S
5/8"	30x2	1033-1020S	1020-1020S	1034-1020S	1035-1020S
3/4"	36x2	1033-1225S	1020-1225S	1034-1225S	1035-1225S
1"	42x2	1033-1630S	1020-1630S	1034-1630S	1035-1630S

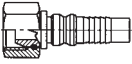
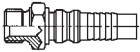

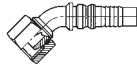
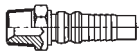
Hose Dim.	Flange Dim.	 <b>3000 Straight</b>	 <b>3000 Flange 45°</b>	 <b>3000 Flange 90°</b>	 <b>6000 Straight</b>	 <b>6000 Flange 45°</b>	 <b>6000 Flange 90°</b>
1/2"	1/2"	1043-0808	1048-0808	1044-0808	1063-0808	1068-0808	1064-0808
1/2"	3/4"	1043-0812	1048-0812	1044-0812	1063-0812	1068-0812	1064-0812
5/8"	3/4"	1043-1012	1048-1012	1044-1012	1063-1012	1068-1012	1064-1012
3/4"	3/4"	1043-1212	1048-1212	1044-1212	1063-1212	1068-1212	1064-1212
3/4"	1"	1043-1216	1048-1216	1044-1216	1063-1216	1068-1216	1064-1216
1"	1"	1043-1616	1048-1616	1044-1616	1063-1616	1068-1616	1064-1616
1"	1.1/4"	1043-1620	1048-1620	1044-1620	1063-1620	1068-1620	1064-1620



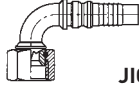
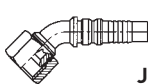


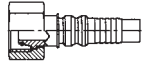
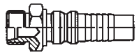
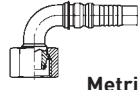
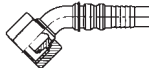
# CARBON STEEL FITTINGS 4SH INTERLOCK SERIES

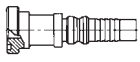
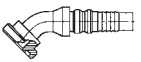

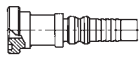
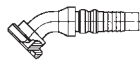

Swage couplings Interlock carbon steel for hydraulic hoses with 4 layers steel reinforcement.  
Covers EN 856 4SP (SAE100R10) over 1" and EN 856 4SH

3

Hose Dim.	Thread	 <b>BSP Swivel</b>	 <b>BSP Solid</b>	 <b>BSP Swivel 90°</b>	 <b>BSP Swivel 45°</b>	 <b>NPT Solid</b>
3/4"	3/4"	1101-1212	1102-1212	1103-1212	1104-1212	1140-1212
3/4"	1"	1101-1216	1102-1216	1103-1216	1104-1216	1140-1216
1"	1"	1101-1616	1102-1616	1103-1616	1104-1616	1140-1616
1.1/4"	1.1/4"	1101-2020	1102-2020	1103-2020	1104-2020	1140-2020
1.1/2"	1.1/2"	1101-2424	1102-2424	1103-2424	1104-2424	1140-2424
2"	2"	1101-3232	1102-3232	1103-3232	1104-3232	1140-3232


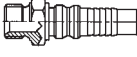


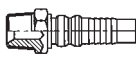
Hose Dim.	Thread	 <b>JIC Swivel</b>	 <b>JIC Solid</b>	 <b>JIC Swivel 90°</b>	 <b>JIC Swivel 45°</b>
3/4"	1.1/16-12	1113-1212	1114-1212	1116-1212	1117-1212
3/4"	1.5/16-12	1113-1216	1114-1216	1116-1216	
1"	1.5/16-12	1113-1616	1114-1616	1116-1616	1117-1616
1"	1.5/8-12	1113-1620		1116-1620	
1.1/4"	1.5/8-12	1113-2020	1114-2020	1116-2020	1117-2020
1.1/4"	1.7/8-12	1113-2024	1114-2024	1116-2024	
1.1/2"	1.7/8-12	1113-2424	1114-2424	1116-2424	1117-2424
2"	2.1/2-12	1113-3232	1114-3232	1116-3232	1117-3232

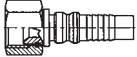

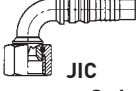
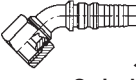
Hose Dim.	Thread	 <b>Metric Swivel Strong Series</b>	 <b>Metric Solid Strong Series</b>	 <b>Metric Swivel 90° Strong Series</b>	 <b>Metric Swivel 45° Strong Series</b>
3/4"	36x2.0	1133-1225S	1120-1225S	1134-1225S	1135-1225S
3/4"	42x2.0	1133-1230S	1120-1230S	1134-1230S	1135-1230S
1"	36x2.0	1133-1625S	1120-1625S	1134-1625S	1135-1625S
1"	42x2.0	1133-1630S	1120-1630S	1134-1630S	1135-1630S
1.1/4"	52x2.0	1133-2038S	1120-2038S	1134-2038S	1135-2038S

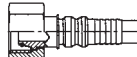
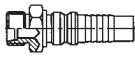
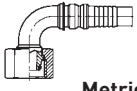
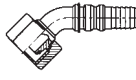
Hose Dim.	Flange Dim.	 <b>3000 Straight</b>	 <b>3000 Flange 45°</b>	 <b>3000 Flange 90°</b>	 <b>6000 Straight</b>	 <b>6000 Flange 45°</b>	 <b>6000 Flange 90°</b>
1/2"	1/2"	1143-0808	1148-0808	1144-0808	1163-0808	1168-0808	1164-0808
1/2"	3/4"	1143-0812	1148-0812	1144-0812	1163-0812	1168-0812	1164-0812
5/8"	3/4"	1143-1012	1148-1012	1144-1012	1163-1012	1168-1012	1164-1012
3/4"	3/4"	1143-1212	1148-1212	1144-1212	1163-1212	1168-1212	1164-1212
3/4"	1"	1143-1216	1148-1216	1144-1216	1163-1216	1168-1216	1164-1216
1"	1"	1143-1616	1148-1616	1144-1616	1163-1616	1168-1616	1164-1616
1"	1.1/4"	1143-1620	1148-1620	1144-1620	1163-1620	1168-1620	1164-1620
1.1/4"	1.1/4"	1143-2020	1148-2020	1144-2020	1163-2020	1168-2020	1164-2020
1.1/4"	1.1/2"	1143-2024	1148-2024	1144-2024	1163-2024	1168-2024	1164-2024
1.1/2"	1.1/2"	1143-2424	1148-2424	1144-2424	1163-2424	1168-2424	1164-2424
1.1/2"	2"	1143-2432	1148-2432	1144-2432	1163-2432	1168-2432	1164-2432
2"	2"	1143-3232	1148-3232	1144-3232	1163-3232	1168-3232	1164-3232

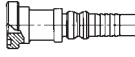
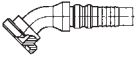

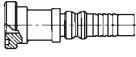
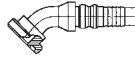

Swage couplings carbon steel for hydraulic hoses with 6 layers steel reinforcement.  
Covers ISO 3862-1 type R13 and R15

3

Hose Dim.	Thread	 <b>BSP Swivel</b>	 <b>BSP Solid</b>	 <b>BSP Swivel 90°</b>	 <b>BSP Swivel 45°</b>	 <b>NPT Solid</b>
3/4"	3/4"	1101-1212	1102-1212	1103-1212	1104-1212	1140-1212
3/4"	1"	1101-1216	1102-1216	1103-1216	1104-1216	1140-1216
1"	1"	1101-1616	1102-1616	1103-1616	1104-1616	1140-1616
1.1/4"	1.1/4"	1301-2020	1302-2020	1303-2020	1304-2020	1340-2020
1.1/2"	1.1/2"	1301-2424	1302-2424	1303-2424	1304-2424	1340-2424
2"	2"	1301-3232	1302-3232	1303-3232	1304-3232	1340-3232

Hose Dim.	Thread	 <b>JIC Swivel</b>	 <b>JIC Solid</b>	 <b>JIC Swivel 90°</b>	 <b>JIC Swivel 45°</b>
3/4"	1.1/16-12	1113-1212	1114-1212	1116-1212	1117-1212
3/4"	1.5/16-12	1113-1216	1114-1216	1116-1216	1117-1216
1"	1.5/16-12	1113-1616	1114-1616	1116-1616	1117-1616
1"	1.5/8-12	1113-1620	1114-1620	1116-1620	1117-1620
1.1/4"	1.5/8-12	1313-2020	1314-2020	1316-2020	1317-2020
1.1/4"	1.7/8-12	1313-2024	-	-	-
1.1/2"	1.7/8-12	1313-2424	1314-2424	1316-2424	1317-2424
2"	2.1/2-12	1313-3232	1314-3232	1316-3232	1317-3232

Hose Dim.	Thread	 <b>Metric Swivel Strong Series</b>	 <b>Metric Solid Strong Series</b>	 <b>Metric Swivel 90° Strong Series</b>	 <b>Metric Swivel 45° Strong Series</b>
3/4"	36x2,0	1133-1225S	1120-1225S	1134-1225S	1135-1225S
3/4"	42x2,0	1133-1230S	1120-1230S	1134-1230S	1135-1230S
1"	36x2,0	1133-1625S	1120-1625S	1134-1625S	1135-1625S
1"	42x2,0	1133-1630S	1120-1630S	1134-1630S	1135-1630S
1.1/4"	52x2,0	1333-2038S	1320-2038S	1334-2038S	1335-2038S

Hose Dim.	Flange Dim.	 <b>3000 Straight</b>	 <b>3000 Flange 45°</b>	 <b>3000 Flange 90°</b>	 <b>6000 Straight</b>	 <b>6000 Flange 45°</b>	 <b>6000 Flange 90°</b>
3/4"	3/4"	1143-1212	1148-1212	1144-1212	1163-1212	1168-1212	1164-1212
3/4"	1"	1143-1216	1148-1216	1144-1216	1163-1216	1168-1216	1164-1216
1"	1"	1143-1616	1148-1616	1144-1616	1163-1616	1168-1616	1164-1616
1"	1.1/4"	1143-1620	1148-1620	1144-1620	1163-1620	1168-1620	1164-1620
1.1/4"	1.1/4"	1343-2020	1348-2020	1344-2020	1363-2020	1368-2020	1364-2020
1.1/4"	1.1/2"	1343-2024	1348-2024	1344-2024	1363-2024	1368-2024	1364-2024
1.1/2"	1.1/2"	1343-2424	1348-2424	1344-2424	1363-2424	1368-2424	1364-2424
1.1/2"	2"	1343-2432	1348-2432	1344-2432	1363-2432	1368-2432	1364-2432
2"	2"	1343-3232	1348-3232	1344-3232	1363-3232	1368-3232	1364-3232

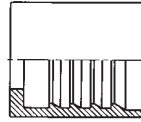
Hose Dim.	1SN Non-skive	2SN Non-skive	2SC Non-skive	4SP Skive	4SH Skive	R13 Skive	R15 Skive
1/4"	001AT-04SS	002AT-04SS	001AT-04SS	-	-	-	-
3/8"	001AT-06SS	002AT-06SS	001AT-06SS	003A-06SS	-	-	-
1/2"	001AT-08SS	002AT-08SS	001AT-08SS	003A-08SS	-	-	-
5/8"	001AT-10SS	002AT-10SS	001AT-10SS	003A-10SS	-	-	-
3/4"	001AT-12SS	002AT-12SS	001AT-12SS	003A-12SS	1104-12SS	1106-12SS	1506-12SS
1"	001AT-16SS	002AT-16SS	001AT-16SS	003A-16SS	1104-16SS	1106-16SS	1506-16SS
1.1/4"	001AT-20SS	002AT-20SS	001AT-20SS	003A-20SS	1104-20SS	1106-20SS	1506-20SS
1.1/2"	001AT-24SS	002AT-24SS	-	003A-24SS	1104-24SS	1106-24SS	1506-24SS
2"	001AT-32SS	002AT-32SS	-	003A-32SS	1104-32SS	1106-32SS	1506-32SS



## SERVICE

- Industrial pipe layers with certificate of apprenticeship
- Hydraulic Engineers / Certified Welders
- Certified Hose Fitters
- Flush/test units
- Offshore Certified personnel
- Rental of bending/collaring machines, test equipment and hose swage machines
- Service Vehicles
- 24 Hour Service
- Repairs of umbilicals
- Re-certification of hoses
- Machining and Production
- Courses and Training

# CRIMPING CHART STAINLESS STEEL FITTINGS



**A**  
Crimp  
Diam.  
  
mm

**B**  
Internal  
Skive  
Length  
+/-1.0mm

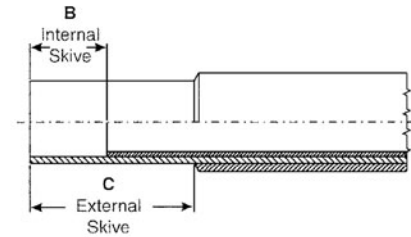
**C**  
Extern.  
Skive  
Length  
+/-1.0mm

**D**  
Shell  
Ovali-  
zation\*  
mm max.

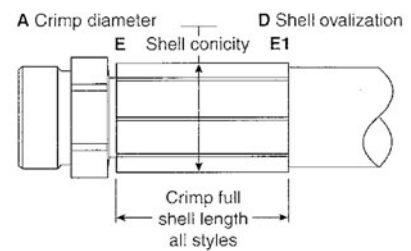
**E**  
Shell  
Conicity\*\*  
mm max.

DN	Inch	Size	mm	Hose type	Part no.	A	B	C	D	E
6	1/4"	-04	6.3	1SN	001AT-04SS	16.7				
10	3/8"	-06	9.5	1SN	001AT-06SS	21.8				
12	1/2"	-08	12.7	1SN	001AT-08SS	24.5				
16	5/8"	-10	15.9	1SN	001AT-10SS	28.0				
20	3/4"	-12	19.1	1SN	001AT-12SS	31.7				
25	1"	-16	25.4	1SN	001AT-16SS	40.0				
32	1.1/4"	-20	31.8	1SN	001AT-20SS	49.7				
40	1.1/2"	-24	38.1	1SN	001AT-24SS	54.5				
50	2"	-32	50.8	1SN	001AT-32SS	70.5				
6	1/4"	-04	6.3	2SN	002AT-04SS	18.5				
10	3/8"	-06	9.5	2SN	002AT-06SS	22.3				
12	1/2"	-08	12.7	2SN	002AT-08SS	26.2				
16	5/8"	-10	15.9	2SN	002AT-10SS	28.5				
20	3/4"	-12	19.1	2SN	002AT-12SS	33.5				
25	1"	-16	25.4	2SN	002AT-16SS	40.5				
32	1.1/4"	-20	31.8	2SN	002AT-20SS	50.0				
40	1.1/2"	-24	38.1	2SN	002AT-24SS	59.0				
50	2"	-32	50.8	2SN	002AT-32SS	72.3				
6	1/4"	-04	6.3	2SC	001AT-04SS	16.8				
10	3/8"	-06	9.5	2SC	001AT-06SS	21.5				
12	1/2"	-08	12.7	2SC	001AT-08SS	24.5				
16	5/8"	-10	15.9	2SC	001AT-10SS	27.8				
20	3/4"	-12	19.1	2SC	001AT-12SS	31.7				
25	1"	-16	25.4	2SC	001AT-16SS	39.8				
32	1.1/4"	-20	31.8	2SC	001AT-20SS					
10	3/8"	-06	9.5	2SC-06W	001AT-06SS					
12	1/2"	-08	12.7	2SC-08W	001AT-08SS					
10	3/8"	-06	9.5	4SP	003A-06SS	23.2		25		
12	1/2"	-08	12.7	4SP	003A-08SS	26.5		27		
16	5/8"	-10	15.9	4SP	003A-10SS	29.5		28		
20	3/4"	-12	19.1	4SP	003A-12SS	34.0		33.5		
25	1"	-16	25.4	4SP	003A-16SS	42.0		38		
32	1.1/4"	-20	31.8	4SP	003A-20SS	52.6		55		
40	1.1/2"	-24	38.1	4SP	003A-24SS	58.0		56		
20	3/4"	-12	19.1	4SH	1104-12SS	34.5	16	42		
25	1"	-16	25.4	4SH	1104-16SS	42.5	20	60		
32	1.1/4"	-20	31.8	4SH	1104-20SS	49.5	20	62		
40	1.1/2"	-24	38.1	4SH	1104-24SS	58.0	27	82		
50	2"	-32	50.8	4SH	1104-32SS	72.0	29	85		
20	3/4"	-12	19.1	R13	1106-12SS	34.5	16	42		
25	1"	-16	25.4	R13	1106-16SS	42.0	20	60		
32	1.1/4"	-20	31.8	R13	1106-20SS	54.0	20	62		
40	1.1/2"	-24	38.1	R13	1106-24SS	64.0	27	82		
50	2"	-32	50.8	R13	1106-32SS	77.8	28	85		
16	5/8"	-10	15.9	R15	1506-10SS	-	-	-		
20	3/4"	-12	19.1	R15	1506-12SS	34.5	16	42		
25	1"	-16	25.4	R15	1506-16SS	41.5	20	60		
32	1.1/4"	-20	31.8	R15	1506-20SS	54.0	20	62		
40	1.1/2"	-24	38.1	R15	1506-24SS	64.0	27	82		
50	2"	-32	50.8	R15	1506-32SS	-	-	-		

### Skive Information



### Crimp Information



Use vernier callipers to do two diameter measurements 90° apart in the middle of the sleeve. Ovalization is the difference between the smallest and largest diameter. Use vernier callipers to do two diameter measurements 90° apart on the front [E] and rear [E1] of the sleeve. Conicity is the difference between the average measurement E minus the average of E1. (E1 must not be greater than E)

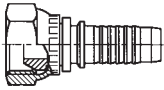
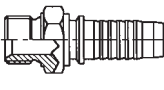

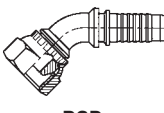
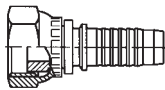
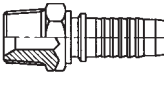
This crimping chart is for guidance only. Use gauge for exact measurement.

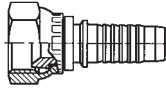
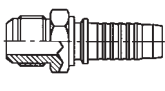
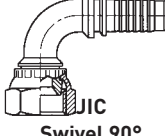
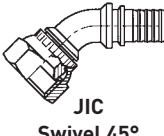
# STAINLESS STEEL FITTINGS

## 1SN - 2SN - 2SC - 4SP



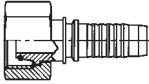
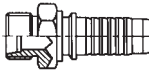
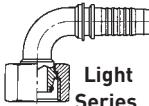

Swage couplings stainless steel for hydraulic hoses with 1, 2 and 4 layers steel reinforcement.  
Covers 1SN, 2SN, 2SC and 4SP

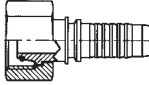
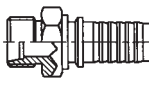
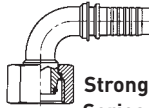

Hose Dim.	Thread Dim.	 BSP Swivel	 BSP Solid	 BSP Swivel 90°	 BSP Swivel 45°	 BSP Swivel plan	 NPT Solid
1/4"	1/4"	001-0404SS	002-0404SS	003-0404SS	004-0404SS		040-0404SS
1/4"	3/8"	001-0406SS	002-0406SS	003-0406SS	004-0406SS		040-0406SS
3/8"	1/4"	001-0604SS	002-0604SS	003-0604SS	004-0604SS		040-0604SS
3/8"	3/8"	001-0606SS	002-0606SS	003-0606SS	004-0606SS	009-0606SS	040-0606SS
3/8"	1/2"	001-0608SS	002-0608SS	003-0608SS	004-0608SS	009-0608SS	040-0608SS
1/2"	1/2"	001-0808SS	002-0808SS	003-0808SS	004-0808SS	009-0808SS	040-0808SS
1/2"	5/8"	001-0810SS	002-0810SS	003-0810SS	004-0810SS		
1/2"	3/4"	001-0812SS	002-0812SS	003-0812SS	004-0812SS	009-0812SS	040-0812SS
5/8"	5/8"	001-1010SS	002-1010SS	003-1010SS	004-1010SS	009-1010SS	
5/8"	3/4"	001-1012SS	002-1012SS	003-1012SS	004-1012SS	009-1012SS	040-1012SS
3/4"	3/4"	001-1212SS	002-1212SS	003-1212SS	004-1212SS	009-1212SS	040-1212SS
3/4"	1"	001-1216SS	002-1216SS	003-1216SS	004-1216SS	009-1216SS	040-1216SS
1"	1"	001-1616SS	002-1616SS	003-1616SS	004-1616SS	009-1616SS	040-1616SS
1"	1.1/4"	001-1620SS	002-1620SS	003-1620SS	004-1620SS		040-1620SS
1.1/4"	1.1/4"	001-2020SS	002-2020SS	003-2020SS	004-2020SS		040-2020SS
1.1/4"	1.1/2"	001-2024SS	002-2024SS	003-2024SS	004-2024SS		040-2024SS
1.1/2"	1.1/2"	001-2424SS	002-2424SS	003-2424SS	004-2424SS		040-2424SS
1.1/2"	2"	001-2432SS	002-2432SS	003-2432SS	004-2432SS		040-2432SS
2"	2"	001-3232SS	002-3232SS	003-3232SS	004-3232SS		040-3232SS

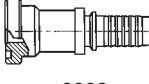


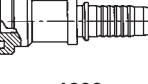


Hose Dim.	Thread	 JIC Swivel	 JIC Solid	 JIC Swivel 90°	 JIC Swivel 45°
1/4"	7/16-20	013-0404SS	014-0404SS	016-0404SS	017-0404SS
1/4"	1/2-20	013-0405SS	014-0405SS	016-0405SS	017-0405SS
1/4"	9/16-18	013-0406SS	014-0406SS	016-0406SS	017-0406SS
3/8"	9/16-18	013-0606SS	014-0606SS	016-0606SS	017-0606SS
3/8"	3/4-16	013-0608SS	014-0608SS	016-0608SS	017-0608SS
1/2"	3/4-16	013-0808SS	014-0808SS	016-0808SS	017-0808SS
1/2"	7/8-14	013-0810SS	014-0810SS	016-0810SS	017-0810SS
1/2"	1.1/6-12	013-0812SS	014-0812SS	016-0812SS	017-0812SS
5/8"	7/8-14	013-1010SS	014-1010SS	016-1010SS	017-1010SS
5/8"	1.1/16-12	013-1012SS	014-1012SS	016-1012SS	017-1012SS
3/4"	1.1/16-12	013-1212SS	014-1212SS	016-1212SS	017-1212SS
3/4"	1.3/16-12	013-1214SS	014-1214SS	016-1214SS	017-1214SS
3/4"	1.5/16-12	013-1216SS	014-1216SS	016-1216SS	017-1216SS
1"	1.5/16-12	013-1616SS	014-1616SS	016-1616SS	017-1616SS
1"	1.5/8-12	013-1620SS	014-1620SS	016-1620SS	017-1620SS
1.1/4"	1.5/8-12	013-2020SS	014-2020SS	016-2020SS	017-2020SS
1.1/4"	1.7/8-12	013-2024SS	014-2024SS	016-2024SS	017-2024SS
1.1/2"	1.7/8-12	013-2424SS	014-2424SS	016-2424SS	017-2424SS
2"	2.1/2-12	013-3232SS	014-3232SS	016-3232SS	017-3232SS

Swage couplings stainless steel for hydraulic hoses with 1, 2 and 4 layers steel reinforcement.  
Covers 1SN, 2SN, 2SC and 4SP

3

Pipe O.D	Hose Dim.	Thread	 Light Series Swivel	 Light Series Solid	 Light Series Swivel 90°	 Light Series Swivel 45°
6mm	1/4"	12x1.5	033-0406LSS	020-0406LSS	034-0406LSS	035-0406LSS
8mm	1/4"	14x1.5	033-0408LSS	020-0408LSS	034-0408LSS	035-0408LSS
10mm	1/4"	16x1.5	033-0410LSS	020-0410LSS	034-0410LSS	035-0410LSS
10mm	3/8"	16x1.5	033-0610LSS	020-0610LSS	034-0610LSS	035-0610LSS
12mm	3/8"	18x1.5	033-0612LSS	020-0612LSS	034-0612LSS	035-0612LSS
15mm	3/8"	22x1.5	033-0615LSS	020-0615LSS	034-0615LSS	035-0615LSS
15mm	1/2"	22x1.5	033-0815LSS	020-0815LSS	034-0815LSS	035-0815LSS
18mm	1/2"	26x1.5	033-0818LSS	020-0818LSS	034-0818LSS	035-0818LSS
18mm	5/8"	26x1.5	033-1018LSS	020-1018LSS	034-1018LSS	035-1018LSS
22mm	3/4"	30x2	033-1222LSS	020-1222LSS	034-1222LSS	035-1222LSS
28mm	1"	36x2	033-1628LSS	020-1628LSS	034-1628LSS	035-1628LSS
35mm	1.1/4"	45x2	033-2035LSS	020-2035LSS	034-2035LSS	035-2035LSS
42mm	1.1/2"	52x2	033-2442LSS	020-2442LSS	034-2442LSS	035-2442LSS

Pipe O.D	Hose Dim.	Thread	 Strong Series Swivel	 Strong Series Solid	 Strong Series Swivel 90°	 Strong Series Swivel 45°
6mm	1/4"	14x1.5	033-0406SSS	020-0406SSS	034-0406SSS	035-0406SSS
8mm	1/4"	16x1.5	033-0408SSS	020-0408SSS	034-0408SSS	035-0408SSS
10mm	1/4"	18x1.5	033-0410SSS	020-0410SSS	034-0410SSS	035-0410SSS
10mm	3/8"	18x1.5	033-0610SSS	020-0610SSS	034-0610SSS	035-0610SSS
12mm	3/8"	20x1.5	033-0612SSS	020-0612SSS	034-0612SSS	035-0612SSS
14mm	3/8"	22x1.5	033-0614SSS	020-0614SSS	034-0614SSS	035-0614SSS
16mm	1/2"	24x1.5	033-0816SSS	020-0816SSS	034-0816SSS	035-0816SSS
20mm	5/8"	30x2	033-1020SSS	020-1020SSS	034-1020SSS	035-1020SSS
25mm	3/4"	36x2	033-1225SSS	020-1225SSS	034-1225SSS	035-1225SSS
30mm	1"	42x2	033-1630SSS	020-1630SSS	034-1630SSS	035-1630SSS
38mm	1.1/4"	52x2	033-2038SSS	020-2038SSS	034-2038SSS	035-2038SSS

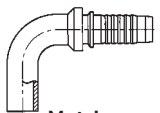
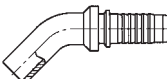
Pipe Dim.	Flange Dim.	 3000 Straight	 3000 45°	 3000 90°	 6000 Straight	 6000 45°	 6000 90°
1/2"	1/2"	043-0808SS	048-0808SS	044-0808SS	063-0808SS	068-0808SS	064-0808SS
1/2"	3/4"	043-0812SS	048-0812SS	044-0812SS	063-0812SS	068-0812SS	064-0812SS
3/4"	3/4"	043-1212SS	048-1212SS	044-1212SS	063-1212SS	068-1212SS	064-1212SS
3/4"	1"	043-1216SS	048-1216SS	044-1216SS	063-1216SS	068-1216SS	064-1216SS
1"	1"	043-1616SS	048-1616SS	044-1616SS	063-1616SS	068-1616SS	064-1616SS
1"	1.1/4"	043-1620SS	048-1620SS	044-1620SS	063-1620SS	068-1620SS	064-1620SS
1.1/4"	1.1/4"	043-2020SS	048-2020SS	044-2020SS	063-2020SS	068-2020SS	064-2020SS
1.1/4"	1.1/2"	043-2024SS	048-2024SS	044-2024SS	063-2024SS	068-2024SS	064-2024SS
1.1/2"	1.1/2"	043-2424SS	048-2424SS	044-2424SS	063-2424SS	068-2424SS	064-2424SS
1.1/2"	2"	043-2432SS	048-2432SS	044-2432SS	063-2432SS	068-2432SS	064-2432SS
2"	2"	043-3232SS	048-3232SS	044-3232SS	063-3232SS	068-3232SS	064-3232SS



# STAINLESS STEEL FITTINGS

## 1SN - 2SN - 2SC - 4SP

Swage couplings stainless steel for hydraulic hoses with 1, 2 and 4 layers steel reinforcement.  
Covers 1SN, 2SN, 2SC and 4SP

Pipe O.D	Hose Dim.	 Metric L/S Series Straight	 Metric L/S Series 90°	 Metric L/S Series 45°
6mm	1/4"	026-0406SS	027-0406SS	028-0406SS
8mm	1/4"	026-0408SS	027-0408SS	028-0408SS
10mm	1/4"	026-0410SS	027-0410SS	028-0410SS
12mm	1/4"	026-0412SS	027-0412SS	028-0412SS
10mm	3/8"	026-0610SS	027-0610SS	028-0610SS
12mm	3/8"	026-0612SS	027-0612SS	028-0612SS
14mm	3/8"	026-0614SS	027-0614SS	028-0614SS
15mm	3/8"	026-0615SS	027-0615SS	028-0615SS
12mm	1/2"	026-0812SS	027-0812SS	028-0812SS
14mm	1/2"	026-0814SS	027-0814SS	028-0814SS
15mm	1/2"	026-0815SS	027-0815SS	028-0815SS
16mm	1/2"	026-0816SS	027-0816SS	028-0816SS
18mm	1/2"	026-0818SS	027-0818SS	028-0818SS
18mm	5/8"	026-1018SS	027-1018SS	028-1018SS
20mm	5/8"	026-1020SS	027-1020SS	028-1020SS
22mm	5/8"	026-1022SS	027-1022SS	028-1022SS
20mm	3/4"	026-1220SS	027-1220SS	028-1220SS
22mm	3/4"	026-1222SS	027-1222SS	028-1222SS
25mm	3/4"	026-1225SS	027-1225SS	028-1225SS
25mm	1"	026-1625SS	027-1625SS	028-1625SS
28mm	1"	026-1628SS	027-1628SS	028-1628SS
30mm	1"	026-1630SS	027-1630SS	028-1630SS
38mm	1"	026-1638SS	027-1638SS	028-1638SS
30mm	1.1/4"	026-2030SS	027-2030SS	028-2030SS
35mm	1.1/4"	026-2035SS	027-2035SS	028-2035SS
38mm	1.1/4"	026-2038SS	027-2038SS	028-2038SS

We recommend the use of metric inserts instead of pipe sockets with nut and cone.


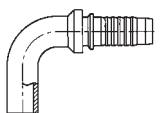
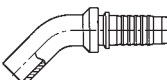
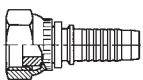
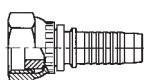
Only a limited range of inserts with pipe sockets in stock.

Stainless steel fittings are also available with:

A-lok track            Add A before SS  
Swagelok track        Add S before SS  
Gyrolok track         Add G before SS




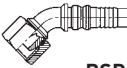

Example metric:      026-0610ASS



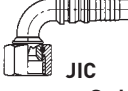
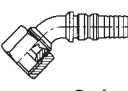
Example inch:        026-0608TASS

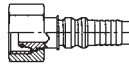
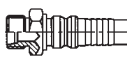
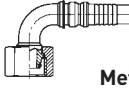
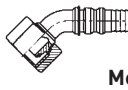
Hose Dim.	Pipe O.D	 Inches L/S Series Straight	 Inches L/S Series 90°	 Inches L/S Series 45°	Hose Dim.	Thread	 Nitrogen Swivel	 CO2 Swivel
1/4"	1/4"	026-0404TSS	027-0404TSS	028-0404TSS	1/4"	N2/CO2	N2-04SS	CO2-04SS
1/4"	3/8"	026-0406TSS	027-0406TSS	028-0406TSS	3/8"	N2/CO2	N2-06SS	CO2-06SS
3/8"	3/8"	026-0606TSS	027-0606TSS	028-0606TSS	1/2"	N2/CO2	N2-08SS	CO2-08SS
3/8"	1/2"	026-0608TSS	027-0608TSS	028-0608TSS				
1/2"	1/2"	026-0808TSS	027-0808TSS	028-0808TSS				
5/8"	5/8"	026-1010TSS	027-1010TSS	028-1010TSS				
3/4"	3/4"	026-1212TSS	027-1212TSS	028-1212TSS				
1"	1"	026-1616TSS	027-1616TSS	028-1616TSS				


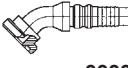

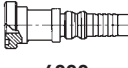


Swage couplings stainless steel Interlock for hydraulic hoses with 4 layers steel reinforcement.

3

Hose Dim.	Thread	 BSP Swivel	 BSP Solid	 BSP Swivel 90°	 BSP Swivel 45°	 NPT Solid
3/4"	3/4"	<b>1101-1212SS</b>	<b>1102-1212SS</b>	<b>1103-1212SS</b>	<b>1104-1212SS</b>	<b>1140-1212SS</b>
3/4"	1"	1101-1216SS	1102-1216SS	1103-1216SS	1104-1216SS	1140-1216SS
1"	1"	1101-1616SS	1102-1616SS	1103-1616SS	1104-1616SS	1140-1616SS
1.1/4"	1.1/4"	1101-2020SS	1102-2020SS	1103-2020SS	1104-2020SS	1140-2020SS
1.1/2"	1.1/2"	1101-2424SS	1102-2424SS	1103-2424SS	1104-2424SS	1140-2424SS
2"	2"	1101-3232SS	1102-3232SS	1103-3232SS	1104-3232SS	1140-3232SS

Hose Dim.	Thread	 JIC Swivel	 JIC Solid	 JIC Swivel 90°	 JIC Swivel 45°
3/4"	1.1/16-12	1113-1212SS	1114-1212SS	1116-1212SS	1117-1212SS
3/4"	1.5/16-12	1113-1216SS	1114-1216SS	1116-1216SS	1117-1216SS
1"	1.5/16-12	1113-1616SS	1114-1616SS	1116-1616SS	1117-1616SS
1"	1.5/8-12	1113-1620SS	1114-1620SS	1116-1620SS	1117-1620SS
1.1/4"	1.5/8-12	1113-2020SS	1114-2020SS	1116-2020SS	1117-2020SS
1.1/4"	1.7/8-12	1113-2024SS	1114-2024SS	1116-2024SS	1117-2024SS
1.1/2"	1.7/8-12	1113-2424SS	1114-2424SS	1116-2424SS	1117-2424SS
2"	2.1/2-12	1113-3232SS	1114-3232SS	1116-3232SS	1117-3232SS

Hose Dim.	Thread	 Metric Swivel Strong Series	 Metric Solid Strong Series	 Metric Swivel 90° Strong Series	 Metric Swivel 45° Strong Series
3/4"	36x2,0	1133-1225SSS	1120-1225SSS	1134-1225SSS	1135-1225SSS
3/4"	42x2,0	1133-1230SSS	1120-1230SSS	1134-1230SSS	1135-1230SSS
1"	36x2,0	1133-1625SSS	1120-1625SSS	1134-1625SSS	1135-1625SSS
1"	42x2,0	1133-1630SSS	1120-1630SSS	1134-1630SSS	1135-1630SSS
1.1/4"	52x2,0	1133-2038SSS	1120-2038SSS	1134-2038SSS	1135-2038SSS

Hose Dim.	Flange Dim.	 3000 Straight	 3000 Flange 45°	 3000 Flange 90°	 6000 Straight	 6000 Flange 45°	 6000 Flange 90°
3/4"	3/4"	1143-1212SS	1148-1212SS	1144-1212SS	1163-1212SS	1168-1212SS	1164-1212SS
3/4"	1"	1143-1216SS	1148-1216SS	1144-1216SS	1163-1216SS	1168-1216SS	1164-1216SS
1"	1"	1143-1616SS	1148-1616SS	1144-1616SS	1163-1616SS	1168-1616SS	1164-1616SS
1"	1.1/4"	1143-1620SS	1148-1620SS	1144-1620SS	1163-1620SS	1168-1620SS	1164-1620SS
1.1/4"	1.1/4"	1143-2020SS	1148-2020SS	1144-2020SS	1163-2020SS	1168-2020SS	1164-2020SS
1.1/4"	1.1/2"	1143-2024SS	1148-2024SS	1144-2024SS	1163-2024SS	1168-2024SS	1164-2024SS
1.1/2"	1.1/2"	1143-2424SS	1148-2424SS	1144-2424SS	1163-2424SS	1168-2424SS	1164-2424SS
1.1/2"	2"	1143-2432SS	1148-2432SS	1144-2432SS	1163-2432SS	1168-2432SS	1164-2432SS
2"	2"	1143-3232SS	1148-3232SS	1144-3232SS	1163-3232SS	1168-3232SS	1164-3232SS